

Here are some sticky note templates to make your record keeping a bit easier! Pages 2-5 have pre-made pictures for some common things we ask students to work on. Page 6 offers a blank template.

In order to print on sticky notes, get standard 3 inch square sticky notes. Attach one sticky note inside each square on the blank template. This is the paper you will use to run through the copier.

Then simply place one of the picture sheets into the copier feeder and copy! The pictures will be copied on to your sticky notes, ready to go!



Of course, you can also use the blank template to create your own stock sticky notes for common conference strategies you would like to focus on.

Enjoy!

Spaces Between Words Sticky Note Sheet



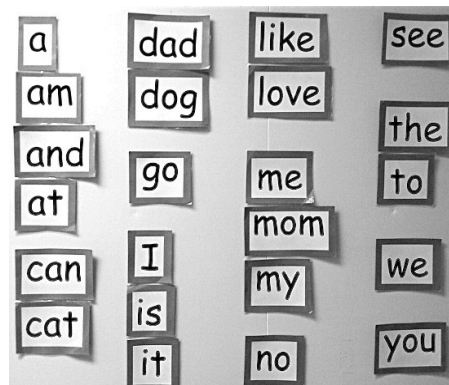
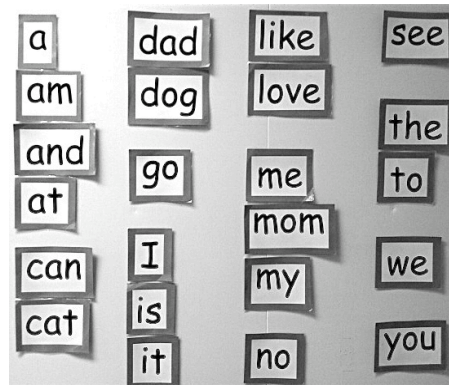


Punctuation Sticky Note Sheet



Lowercase Letters Sticky Note Sheet



Word Wall Words Sticky Note Sheet



Sticky Note Sheet Template

